CRYPTO
ALUMINIUM

BUSINESS FUTURE:

Your Partner in Sustainability: Trust our aluminum profiles for eco-friendly solutions that combine performance, reliability, and environmental stewardship.

CONTACT US:

+91 9127422018

support@onestopmart.co.in
cryptobuildingsystem.com

Delhi: Paharganj | Guwahati: Bhetapara
Mumbai: Andheri | Bangalore: Kormangala

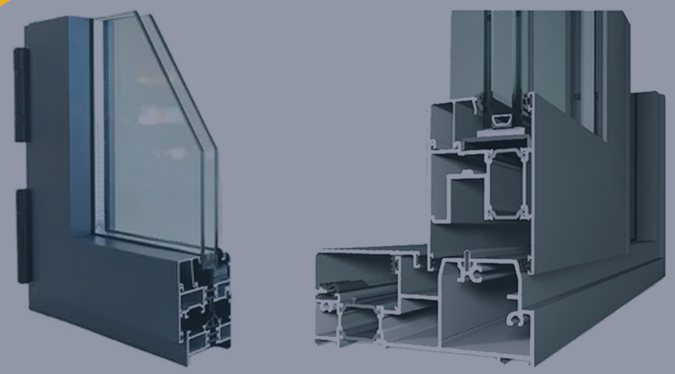

CRYPTO
ALUMINIUM

Think Sustainability
Think Crypto Aluminium

Manufacturers of Aluminium Profiles

TABLE OF CONTENTS

ALUMINIUM EXTRUSIONS

Step #1: The Extrusion Die is Prepared and Moved to the Extrusion Press
First, a round-shaped die is machined from H13 steel. Or, if one is already available, it is pulled from a warehouse. Before extrusion, the die must be preheated to between 450-500 degrees celsius to help maximize its life and ensure even metal flow. Once the die has been preheated, it can be loaded into the extrusion press.

Step #2: An Aluminum Billet is Preheated Before Extrusion
Next, a solid, cylindrical block of aluminum alloy, called a billet, is cut from a longer log of alloy material. It is preheated in an oven, like this one, to between 400-500 degrees celsius. This makes it malleable enough for the extrusion process but not molten.

Step #3: The Billet is Transferred to the Extrusion Press
Once the billet has been preheated, it is transferred mechanically to the extrusion press. Before it is loaded onto the press, a lubricant (or release agent) is applied to it. The release agent is also applied to the extrusion ram, to prevent the billet and ram from sticking together.

Step #4: The Ram Pushes the Billet Material into the Container
Now, the malleable billet is loaded into the extrusion press, where the hydraulic ram applies up to 15,000 tons of pressure to it. As the ram applies pressure, the billet material is pushed into the container of the extrusion press. The material expands to fill the walls of the container.

Step #5: The Extruded Material Emerges Through the Die
As the alloy material fills the container, it is now being pressed up against the extrusion die. With continual pressure being applied to it, the aluminum material has nowhere to go except out through the opening(s) in the die. It emerges from the die's opening in the shape of a fully-formed profile.

Step #6: Extrusions are Guided Along the Runout Table and Quenched
After emerging, the extrusion is gripped by a puller, like the one you see here, which guides it along the runout table at a speed that matches its exit from the press. As it moves along the runout table, the profile is "quenched," or uniformly cooled by a water bath or by fans above the table.

Step #7: Extrusions are Sheared to Table Length
Once an extrusion reaches its full table length, it is sheared by a hot saw to separate it from the extrusion process. At every step of the process, temperature plays an important role. Although the extrusion was quenched after exiting the press, it has not yet fully cooled.

Step #8: Extrusions are Cooled to Room Temperature
After shearing, table-length extrusions are mechanically transferred from the runout table to a cooling table, like the one you see here. The profiles will remain there until they reach room temperature. Once they do, they will need to be stretched.

Step #9: Extrusions are Moved to the Stretcher and Stretched into Alignment
Some natural twisting has occurred in the profiles and this needs to be corrected. To correct this, they are moved to a stretcher. Each profile is mechanically gripped on both ends and pulled until it is fully straight and has been brought into specification.

Step #10: Extrusions are Moved to the Finish Saw and Cut to Length
With the table-length extrusions now straight and fully work-hardened, they are transferred to the saw table. Here, they are sawed to pre-specified lengths, generally between 8 and 21 feet long. At this point, the properties of the extrusions match the T4 temper.After sawing, they can be moved to an aging oven to be aged to the T5 or T6 temper.
Once extrusion is completed, profiles can be heat treated to enhance their properties. Then, after heat treatment, they can receive various surface finishes to enhance their appearance and corrosion protection. They can also undergo fabrication operations to bring them to their final dimensions.

ARCHITECTURAL SECTIONS

SQUARE TUBE

Sec. No.	A	T	Cut	Wt. Range
1011	19	0.7	12Ft	0.45-0.55
1013	19	0.8	12Ft	0.65-0.75
1015	19	1.2	12Ft	1.10-1.30
1021	25	0.7	12Ft	0.60-0.70
1023	25	0.9	12Ft	0.75-0.85
1025	38	0.9	12Ft	1.30-1.50
1031	50	1.3	12Ft	2.50-2.80
1032	50	2	12Ft	3.50-3.80
1041	70	1.5	12fT	3.70-4.00

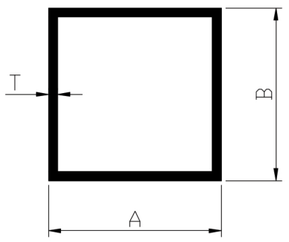

SINGLE PARTITION

Sec. No.	A	B	T	Cut	Wt. Range
2101	50	25	0.8	16Ft	1.70-1.90
2103	50	25	1	16Ft	2.00-2.20
2111	63	38	0.8	16Ft	2.20-2.50
2113	63	38	0.9	16Ft	2.50-2.75
2115	63	38	1	16Ft	2.80-3.00
2117	63	38	1.2	16Ft	3.00-3.30
2118	63	38	1.5	16Ft	3.70-4.00
2119	63	38	1.5	16Ft	4.20-4.40
2120	63	38	1.8	16Ft	5.20-5.40
2151	101	44	1.2	16Ft	4.80-5.00
2153	101	44	1.4	16Ft	5.30-5.50
2155	101	44	2	16Ft	7.70-7.90

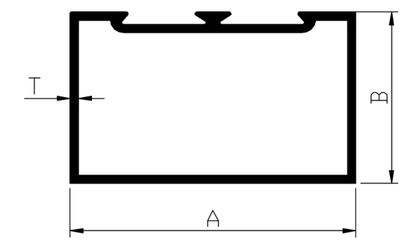

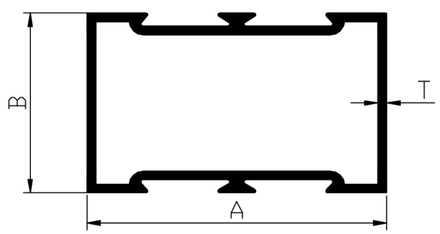

DOUBLE PARTITION

Sec. No.	A	B	T	Cut	Wt. Range
2201	50	25	0.8	16Ft	1.70-1.90
2203	50	25	0.9	16Ft	2.00-2.20
2211	63	38	0.8	16Ft	2.40-2.70
2213	63	38	0.9	16Ft	2.70-3.00
2215	63	38	1	16Ft	3.10-3.40
2217	63	38	1.2	16Ft	3.50-3.08
2219	63	38	1.5	16 Ft	4.20-4.40
2221	63	38	1.8	16Ft	5.20-5.40
2251	101	44	1.2	16Ft	4.8-05.00
2253	101	44	1.4	16Ft	5.30-5.50
2255	101	44	2	16Ft	7.70-7.90



RECTANGULAR TUBE

Sec. No.	A	B	T	Cut	Wt. Range
1101	36	23	0.65	12Ft	0.65-0.75
1111	38	25	0.7	12Ft	0.85-0.95
1112	38	25	1.2	12Ft	1.04-1.50
1113	38	25	1.5	12Ft	1.80-2.00
1115	25	12	2	12Ft	1.20-1.40
1121	50	25	0.9	12Ft	1.20-1.40
1123	50	25	1.3	12Ft	1.70-2.00
1124	50	25	2	12Ft	2.80-3.20
1125	50	12	2	12Ft	2.30-2.60
1131	63	38	0.9	12Ft	1.70-2.00
1133	63	38	1.3	12Ft	2.60-3.00
1141	70	16	2	12Ft	3.00-3.30
1151	100	30	1.5	12Ft	3.50-3.80

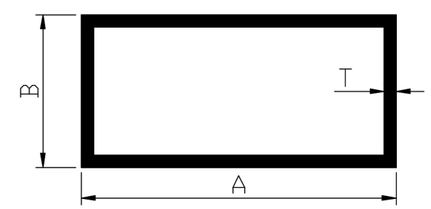

SINGLE PARTITION LEG

Sec. No.	A	B	T	Cut	Wt. Range
2300	63	50	1	16Ft	3.00-3.30
2301	63	50	1.2	16Ft	3.90-4.20

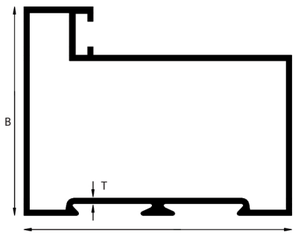

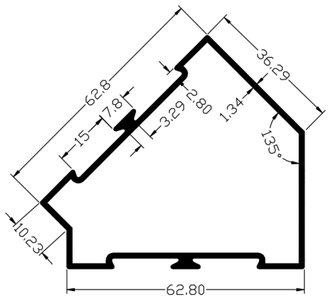

SAMOSA PARTITION

Sec. No.	A	B	T	Cut	Wt. Range
2401	63	67	1.2	16Ft	4.01-4.40

DOOR VERTICAL

Sec. No.	A	B	T	Cut	Wt. Range
3001	48	45	0.8	14Ft	2.20-2.40
3003	48	45	1.1	14Ft	2.70-2.90
3005	48	45	1.35	14Ft	3.10-3.40
3011	85	45	1.3	14Ft	4.00-4.50
3013	85	45	1.6	14Ft	5.00-5.40

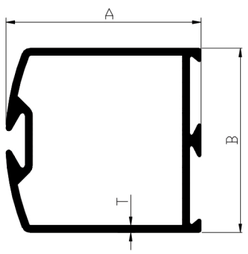

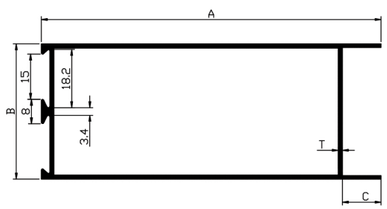

DOOR TOP & BOTTOM

Sec. No.	A	B	T	Cut	Wt. Range
3101	48	45	1	16Ft	2.70-3.00
3103	48	45	1.2	16Ft	3.20-3.50
3105	48	45	1.5	16Ft	3.70-4.10
3111	85	44	1.2	16Ft	4.40-4.70
3113	85	44	1.9	16Ft	5.40-5.90
3121	114	44	1	16Ft	4.50-5.00
3123	114	44	1.5	16Ft	6.40-6.70

DOOR MIDDLE DOUBLE

Sec. No.	A	B	T	Cut	Wt. Range
3201	48	44	1	16Ft	2.70-3.00
3203	48	44	1.2	16Ft	3.20-3.50
3205	48	44	1.5	16Ft	4-40.4.00
3221	85	44	1.2	16Ft	4.50-4.90
3223	85	44	2	16Ft	7.00-7.50

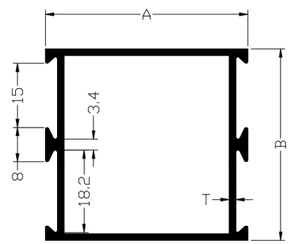

DOOR MIDDLE SINGLE

Sec. No.	A	B	T	Cut	Wt. Range
3251	48	44	1	16FT	2.50-2.80

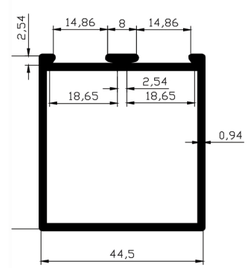

MAGER SOLID

Sec. No.	A	B	T	Cut	Wt. Range
3301	88	40	2.5	16Ft	10.40-11.40

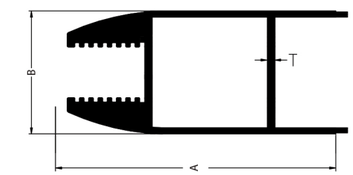

MAGER HOLLOW

Sec. No.	A	B	T	Cut	Wt. Range
3311	88	40	2.5	16Ft	10.00-10.80

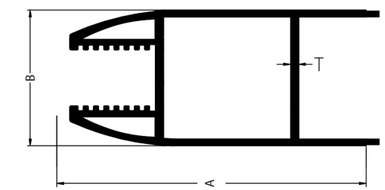

CURTAIN WALL SINGLE CLIP

Sec. No.	A	B	T	Cut	Wt. Range
6501	50	51	1	16Ft	2.70-3.00
6503	50	51	1.4	16Ft	3.40-3.80
6505	50	51	1.7	16Ft	4.30-4.70
6511	64	58	1.2	16Ft	4.60-5.00

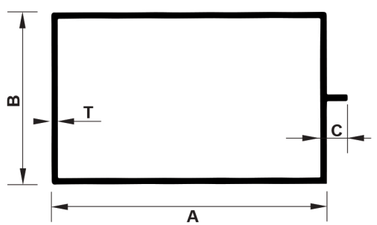





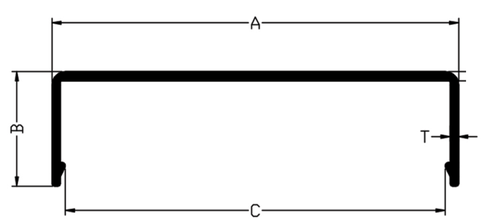

COVER PLATE

Sec. No.	A	B	T	Cut	Wt. Range
8003	55	15	1.5	16Ft	1.70-1.90



CURTAIN WALL DOUBLE GROUP

Sec. No.	A	B	T	Cut	Wt. Range
6601	48	51	1.6	16Ft	4.60-5.00
6603	51	51	1.5	16ft	5.10-5.50

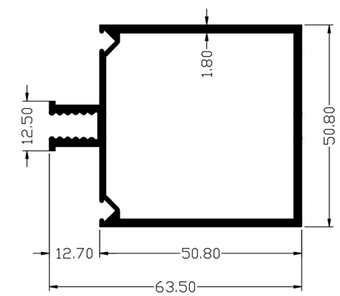

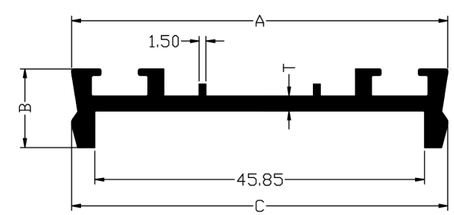

GLAZING PLATE

Sec. No.	A	B	T	Cut	Wt. Range
1460	44	3.2	0.8	12Ft	0.45-0.50

GLAZING CLIP

Sec. No.	A	B	T	Cut	Wt. Range
8005	19	17	0.4	12Ft	0.19-0.22
8006	19	17	0.5	12Ft	0.24-0.27

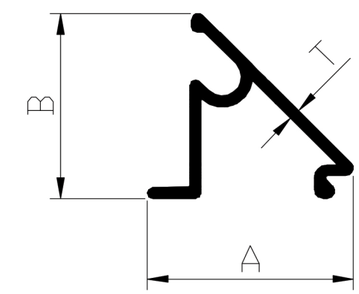

PRESSURE PLATE

Sec. No.	A	B	T	Cut	Wt. Range
8004	53	8	1.6	16Ft	2.00-2.20

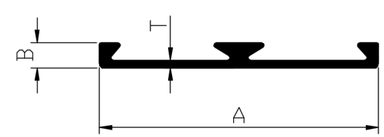

SLIDING WINDOW 18MM

MATTING (18MM)

Sec. No.	A	B	T	Cut	Wt. Range
3511	42	18	0.8	16Ft	1.20-1.35

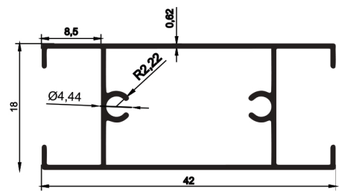

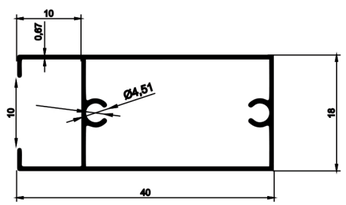

HANDLE (18MM)

Sec. No.	A	B	T	Cut	Wt. Range
3611	42	18	0.8	16Ft	1.20-1.35
3615	42	18	1.6	16Ft	2.70-2.90

TOP BOTTOM (18MM)

Sec. No.	A	B	T	Cut	Wt. Range
3711	42	18	0.8	16Ft	1.20-1.35
3715	42	18	1.6	16Ft	2.70-3.00

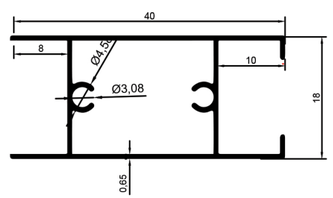

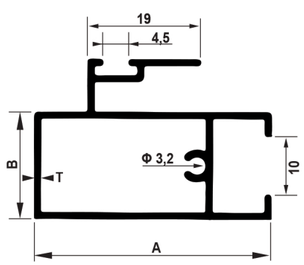

INTERLOCK 18MM

Sec. No.	A	B	T	Cut	Wt. Range
4811	40	27	0.8	16ft	1.40-1.60
4815	40	27	1.3	16ft	2.70-3.00

TWO TRACK TOP (18MM)

Sec. No.	A	B	T	Cut	Wt. Range
4011	62	32	0.8	16Ft	1.80-2.00
4015	62	32	1.4	16Ft	3.70-4.00

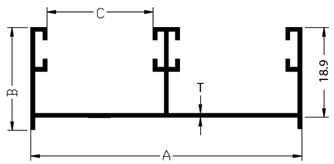

TWO TRACK BOTTOM (18MM)

Sec. No.	A	B	T	Cut	Wt. Range
4111	62	32	0.8	16Ft	1.80-2.00
4115	62	32	1.3	16Ft	3.70-3.95

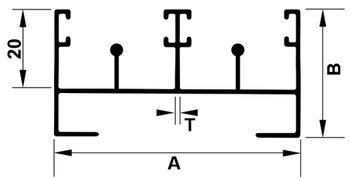

THREE TRACK TOP (18MM)

Sec. No.	A	B	T	Cut	Wt. Range
4211	92	32	0.8	16Ft	3.20-3.50
4215	92	32	1.4	16Ft	5.10-5.40

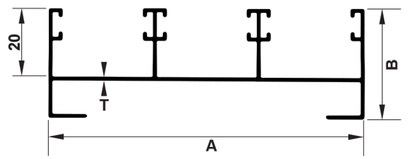

THREE TRACK BOTTOM (18MM)

Sec. No.	A	B	T	Cut	Wt. Range
4311	92	32	0.8	16ft	3.20-3.50
4315	92	32	1.4	16ft	5.30-5.60

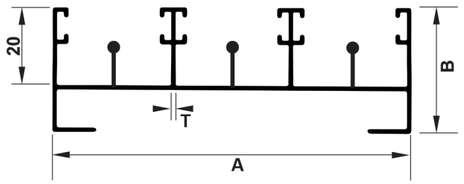

TWO TRACK TOP (WINDOW)

Sec. No.	A	B	T	Cut	Wt. Range
4001	62	30	0.9	16Ft	2.00-2.20
4003	62	30	1	16Ft	2.40-2.70
4005	62	30	1.2	16Ft	3.00-3.30
4007	62	30	1.6	16Ft	3.90-4.20

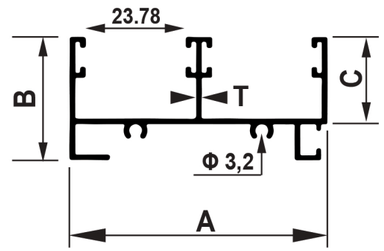

TWO TRACK BOTTOM (WINDOW)

Sec. No.	A	B	T	Cut	Wt. Range
4101	62	30	0.9	16Ft	2.20-2.60
4103	62	30	1	16Ft	2.80-3.20
4105	62	30	1.2	16Ft	3.50-3.90
4107	62	30	1.6	16Ft	4.50-4.90

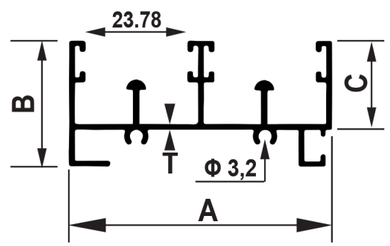

THREE TRACK TOP (WINDOW)

Sec. No.	A	B	T	Cut	Wt. Range
4201	92	30	0.9	16Ft	2.70-3.10
4203	92	30	1	16Ft	3.20-3.50
4205	92	30	1.2	16Ft	4.20-4.60
4207	92	30	1.5	16Ft	5.50-6.00

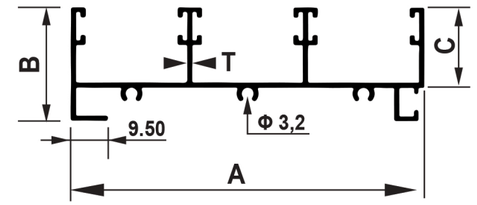

THREE TRACK BOTTOM (WINDOW)

Sec. No.	A	B	T	Cut	Wt. Range
4300	92	30	0.85	16FT	3.00-3.30
4301	92	30	0.9	16Ft	3.50-3.90
4303	92	30	1	16Ft	4.00-4.40
4305	92	30	1.2	16Ft	4.90-5.30
4307	92	30	1.5	16Ft	6.20-6.80

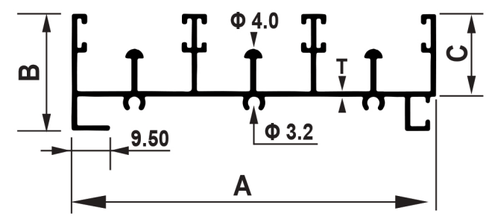

FOUR TRACK TOP (WINDOW)

Sec. No.	A	B	T	Cut	Wt. Range
4401	123	30	1.3	16Ft	5.80-6.00

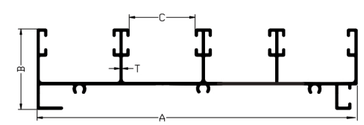

FOUR TRACK BOTTOM (WINDOW)

Sec. No.	A	B	T	Cut	Wt. Range
4501	123	30	1.3	16Ft	6.60-7.00

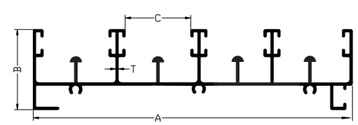

SHUTTER WINDOW

Sec. No.	A	B	T	Cut	Wt. Range
4601	41	20	0.8	16FT	1.20-1.40
4603	41	20	1	16Ft	1.50-1.80
4605	41	20	1.2	16Ft	1.85-2.10
4607	41	20	1.5	16Ft	2.20-2.50

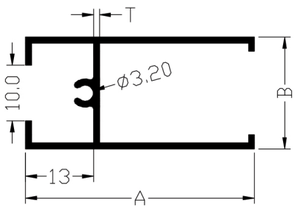

HANDLE WINDOW

Sec. No.	A	B	T	Cut	Wt. Range
4701	39	20	0.8	16FT	1.20-1.40
4703	39	20	1	16Ft	1.50-1.80
4705	39	20	1.2	16Ft	1.90-2.20
4707	39	20	1.5	16Ft	2.40-2.70

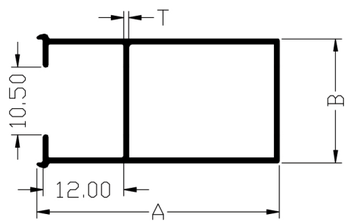

INTERLOCK WINDOW

Sec. No.	A	B	T	Cut	Wt. Range
4801	39	20	0.8	16FT	1.40-1.60
4803	39	20	1	16Ft	1.90-2.20
4805	39	20	1.2	16Ft	2.30-2.50
4807	39	20	1.5	16Ft	2.90-3.25

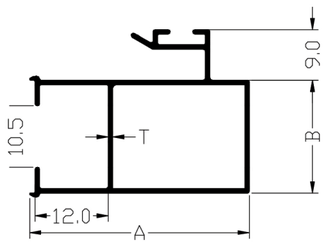

DOOR HANDLE DOUBLE

Sec. No.	A	B	T	Cut	Wt. Range
5601	51	25	1.5	16Ft	5.00-5.30

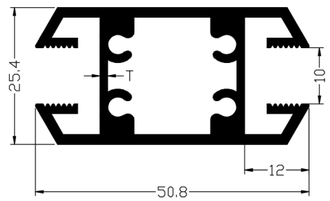

DOOR INTERLOCK

Sec. No.	A	B	T	Cut	Wt. Range
5701	51	25	1.5	16Ft	4.40-4.80

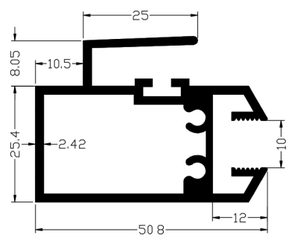

THREE TRACK TOP (DOOR)

Sec. No.	A	B	T	Cut	Wt. Range
5301	123	44	1.75	16Ft	8.40-8.90

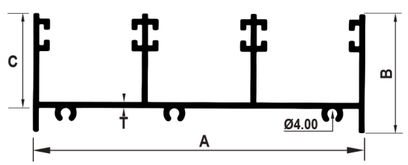

THREE TRACK BOTTOM (DOOR)

Sec. No.	A	B	T	Cut	Wt. Range
5401	128	32	1.75	16Ft	10.6-11.5

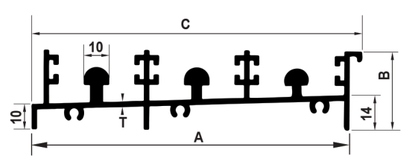

SHUTTER DOOR

Sec. No.	A	B	T	Cut	Wt. Range
4611	69	25	1.5	16Ft	4.30-04.6

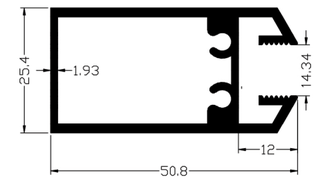

DOOR HANDLE

Sec. No.	A	B	T	Cut	Wt. Range
5501	51	25	1.5	16Ft	3.80-4.30

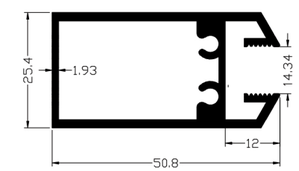

TWO TRACK TOP (DOOR)

Sec. No.	A	B	T	Cut	Wt. Range
5101	83	44	1.5	16ft	5.10-5.40
5103	83	44	1.8	16ft	6.00-6.60

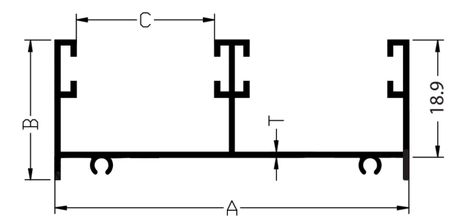

TWO TRACK BOTTOM (DOOR)

Sec. No.	A	B	T	Cut	Wt. Range
5201	93	32	1.5	16ft	6.80-7.00
5203	93	32	1.8	16ft	7.20-7.80

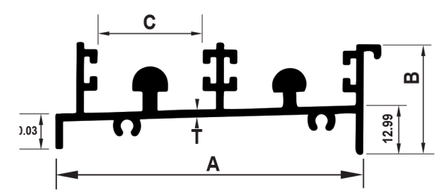

34 SERIES MULLION

Sec. No.	A	B	T	Cut	Wt. Range
6001	57	34	1.15	16F	2.70-3.00
6003	57	34	1.3	16Ft	3.10-3.50

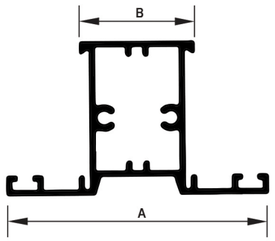

H-LINE (OUTER) 34 SERIES

Sec. No.	A	B	T	Cut	Wt. Range
6011	34	45	1.2	16F	2.00-2.30
6013	34	45	1.4	16Ft	2.30-2.60

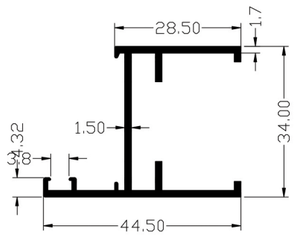

Z-LINE 34 SERIES

Sec. No.	A	B	T	Cut	Wt. Range
6021	34	45	1.3	16Ft	2.00-2.30
6023	34	45	1.7	16Ft	2.30-2.60

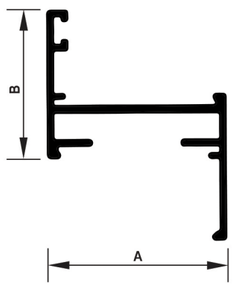

TAPPER CLIT 34 SERIES

Sec. No.	A	B	T	Cut	Wt. Range
6031	32	18	0.8	12Ft	0.5-0.55
6033	32	18	1.2	12Ft	0.6-0.65

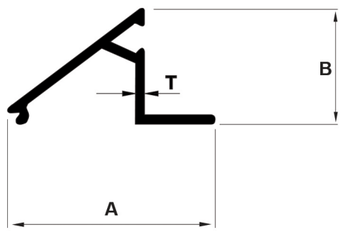

40 SERIES MULLION

Sec. No.	A	B	T	Cut	Wt. Range
6051	63	40	1.5	16Ft	4.00-4.40

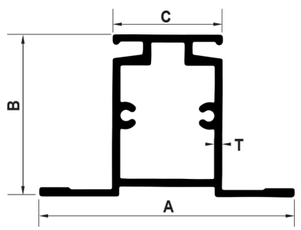

40 SERIES H-SECTION

Sec. No.	A	B	T	Cut	Wt. Range
6061	40	41	1.2	16Ft	2.10-2.40

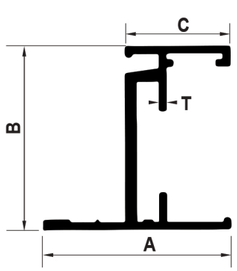

40 SERIES Z-HOLLOW

Sec. No.	A	B	T	Cut	Wt. Range
6071	47	40	1.2	16Ft	1.90-2.20
6073	47	40	1.5	16Ft	2.70-3.00

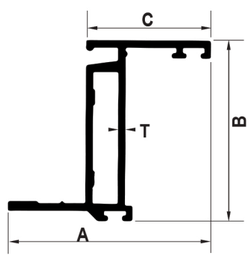

40 CLIP SERIES

Sec. No.	A	B	T	Cut	Wt. Range
6081	25	23	1.2	12Ft	0.45-0.50

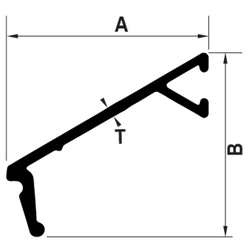

ROUND TUBE

Sec. No.	A	T	Cut	Wt. Range
1201	19	1	12ft	0.50- 0.58
1203	19	1.5	12ft	0.70- 0.80
1205	19	1.65	12ft	0.90- 1.00

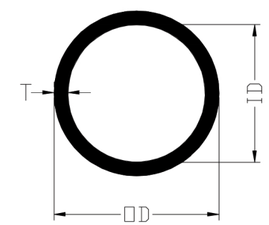

GLAZING CHANNEL

Sec. No.	A	B	T	Cut	Wt. Range
1450	40	40	2.5	16ft	3.60-4.00
1451	40	40	2	16ft	2.70-3.00

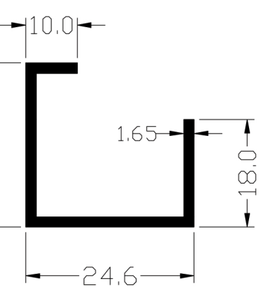

FLAT BAR

Sec. No.	A	B	Cut	Wt. Range
7001	20	5	12Ft	1-1
7006	25	5	12Ft	1.25-
7007	25	2.4	12Ft	0.6-
7008	25	1.5	12Ft	0.375-
7009	25	1	12Ft	0.25-
7011	30	5	12Ft	1.5-
7016	40	5	12Ft	2-
7021	50	5	12Ft	2.5-
7026	60	5	12Ft	3-
7031	25	10	12Ft	2.5-
7036	30	10	12Ft	3-
7041	40	10	12Ft	4-
7046	50	10	12Ft	5-
7051	60	10	12Ft	6-
7056	100	10	12Ft	10-



ANGLE

Sec. No.	A	B	T	Cut	Wt. Range
7201	19	19	0.85	12Ft	0.50-0.55
7211	25	25	1.2	12Ft	0.55-0.60
7213	25	25	2	12Ft	0.90-1.00
7231	38	25	2.2	12Ft	1.3-01.50
7233	38	25	3	12Ft	1.80-2.00
7241	50	25	3	12Ft	2.20-2.50
7251	50	50	4	12Ft	3.80-4.20

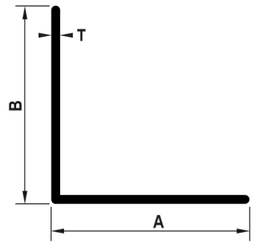



CLIT ANGLE

Sec. No.	A	B	T	Cut	Wt. Range
7301	50	50	3.75	12Ft	4.40-4.70
7303	50	50	4.8	12Ft	5.50-6.10

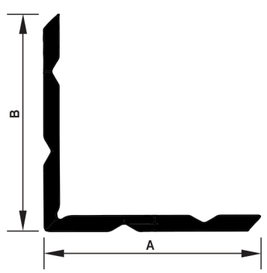

U-CHANNEL

Sec. No.	A	B	T	Cut	Wt. Range
8001	9	9	1	12Ft	0.22-0.25
8002	10	13	1	12Ft	0.32-0.36

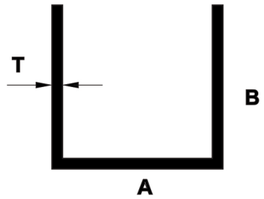



BULB TEE

Sec. No.	A	B	T	Cut	Wt. Range
8007	25	25	0.8	12Ft	0.40-0.45

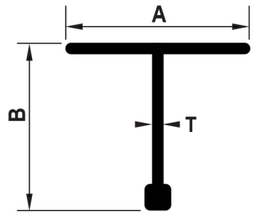

LOUVER

Sec. No.	A	T	Cut	Wt. Range
8008	63	0.8	12Ft	1.10-1.25

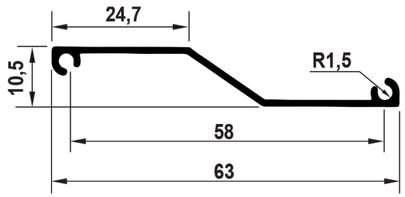

CASEMENT DOOR HANDLE

Sec. No.	A	B	T	Cut	Wt. Range
3501	50	25	0.8	16Ft	1.70-2.00

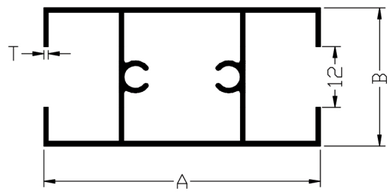

CASEMENT DOOR SHUTTER

Sec. No.	A	B	T	Cut	Wt. Range
3601	50	25	0.8	16Ft	1.70-2.00
3603	50	25	1.2	16Ft	2.80-3.00

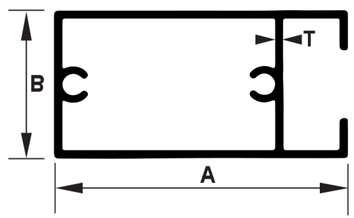

CASEMENT TOP BOTTOM

Sec. No.	A	B	T	Cut	Wt. Range
3701	50	25	0.8	16Ft	1.70-1.90

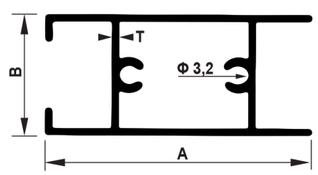



MOULDING CHOWKHAT

Sec. No.	A	B	T	Cut	Wt. Range
3901	54	28	0.8	16Ft	1.70-2.00
3903	59	36	0.7	16Ft	1.70-1.90
3905	65	38	1	16Ft	2.50-2.90
3906	65	38	1.6	16ft	4.30-4.80
3911	108	53	3	16Ft	11.50-120

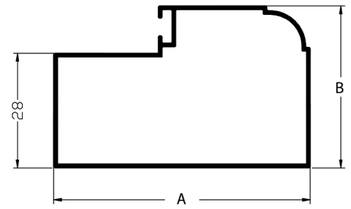

L TUBE CHOWKHAT

Sec. No.	A	B	T	Cut	Wt. Range
3921	53	37	0.8	16ft	1.80-2.00
3923	38	25	0.9	16FT	1.35-1.55

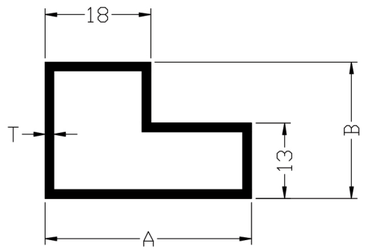

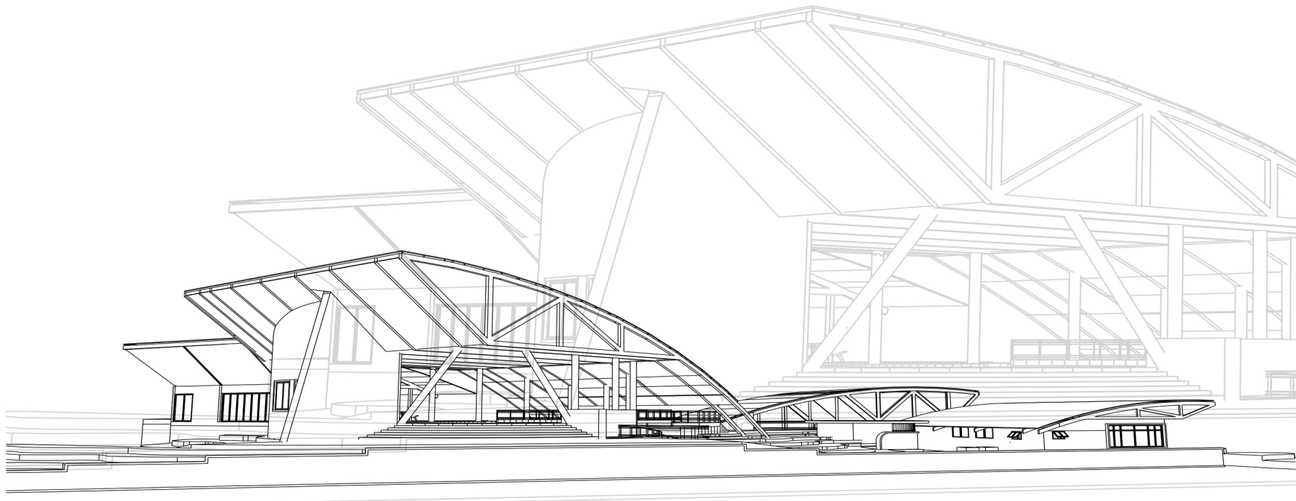

DOMAL TWO TRACK 27MM

Sec. No.	A	B	T	Cut	Wt. Range
9001	45	45	1.5	16Ft	4.20-4.60

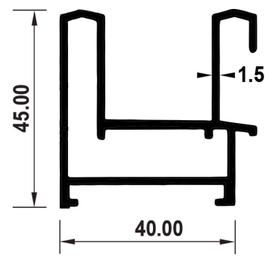

DOMAL TWO TRACK 23MM

Sec. No.	A	B	T	Cut	Wt. Range
9003	41	41	1.5	16Ft	3.70-4.00

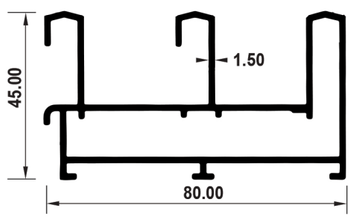

DOMAL THREE TRACK 27MM

Sec. No.	A	B	T	Cut	Wt. Range
9011	75	45	1.5	16Ft	6.80-7.50

DOMAL THREE TRACK 23MM

Sec. No.	A	B	T	Cut	Wt. Range
9013	70	41	1.5	16Ft	5.30-5.70



DOMAL SHUTTER 27MM

Sec. No.	A	B	T	Cut	Wt. Range
9021	65	27	1.5	16Ft	4.00-4.50

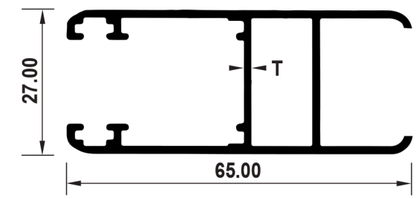

DOMAL SHUTTER 23MM

Sec. No.	A	B	T	Cut	Wt. Range
9023	58	23	1.5	16Ft	3.50-3.90

DOMAL CLIP 27MM

Sec. No.	A	B	T	Cut	Wt. Range
9031	39	29	1.5	16Ft	1.80-1.90

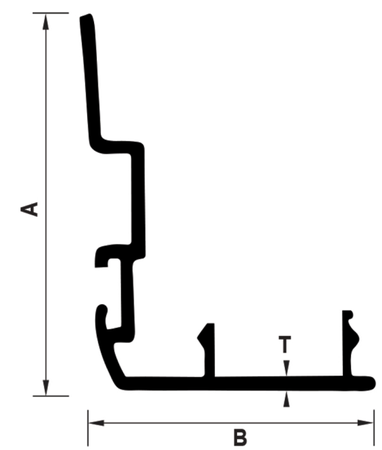

DOMAL CLIP 23MM

Sec. No.	A	B	T	Cut	Wt. Range
9033	33	26	1.2	16Ft	1.20-1.40

OUTER DOMAL

Sec. No.	A	B	T	Cut	Wt. Range
9101	39	40	1.4	16Ft	2.70-3.20

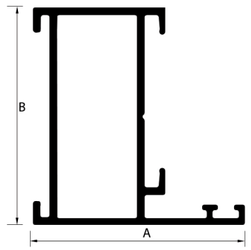

MULLION DOMAL

Sec. No.	A	B	T	Cut	Wt. Range
9111	55	40	1.3	16Ft	3.20-3.60

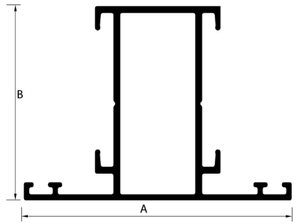

CLIP DOMAL

Sec. No.	A	B	T	Cut	Wt. Range
9131	32	18	1.2	16Ft	1.10-1.30

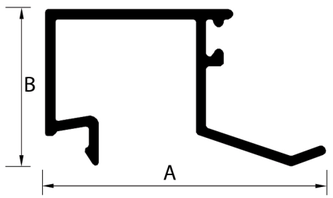

INVERSION CLIP

Sec. No.	A	B	T	Cut	Wt. Range
9103	40	34	1.2	16Ft	2.40-2.70

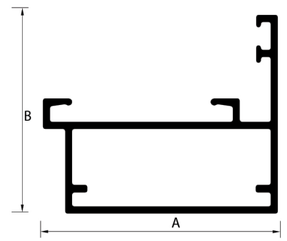

MULLION DOMAL 75MM

Sec. No.	A	B	T	Cut	Wt. Range
9113	75	40	1.2	16Ft	4.20-4.60

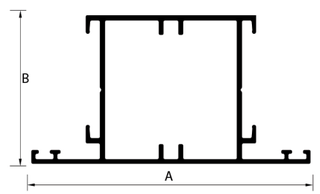

DGU CLIP

Sec. No.	A	B	T	Cut	Wt. Range
9133	32	18	1.2	16Ft	1.05-1.25

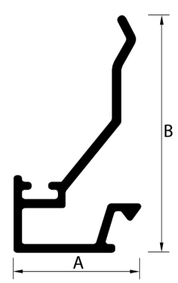

R40 3IN1 WINDOW FRAME DOMAL

Sec. No.	A	B	T	Cut	Wt. Range
9141	114	33	1.2	16Ft	6.10-6.70